

Horse Shoe League 2015-16
Douglas Marshall Results Rnd 1 & Draw for Rnd 2

Douglas Marshall Round 1 results

Liskeard A				Beat	Polperro			
Ave	G/Score	M/Hcap	Ave		G/Score	M/Hcap		
Mrs A Bunkum	93	86p	99.517		A Venning	91	93	100.142
Mrs P Major	95	95	100.000		D Rowe	90	67	98.466
R Bunkum	97	99	100.250		P Talling	91	92	100.071
T Kurn	95	97	100.200		G Thompson	94	94	100.000
Total			399.967		Total			398.679

Bodmin A				Beat	Bodmin B			
Ave	G/Score	M/Hcap	Ave		G/Score	M/Hcap		
A Gibbs	95	95	100.000		J Harvey	95	94	99.900
A Godden	96	97	100.111		J Mules	94	91	99.727
D Couch	98	100	100.285		P Ralph	95	95	100.000
B Wilton	95	95	100.000		Mrs M Smith	94	95	100.090
Total			400.396		Total			399.717

Looe A				Beat	Looe B			
Ave	G/Score	M/Hcap	Ave		G/Score	M/Hcap		
J Martin	91	93	100.142		A Rush	80	NCR	
N Timperley	96	95	99.888		G Bawden	81	NCR	
P Ivey	96	98	100.222		G Withers	85	91	100.300
S Williams	94	94	100.000		R Hayward	90	92	100.133
Total			400.252		Total			200.433

Liskeard A, Bodmin A & Looe A are through to round 2. Bodmin B, Looe B & Polperro eliminated. Liskeard B joins having had a Bye in round 1

DM Match Details - Round 2.-2015-16

Liskeard A	Ave	V	Bodmin A	Ave
Mrs A Bunkum	93		A Gibbs	95
Mrs P Major	95		A Godden	96
R Bunkum	97		D Couch	98
T Kurn	95		B Wilton	95

Looe A	Ave	V	Liskeard B	Ave
J Martin	91		J Richards	90
N Timperley	96		D Richards	93
P Ivey	96		J Wood	95
S Williams	94		Miss S Alford	93

Round 2 to be shot by 4th March 2016





Horse Shoe League 2015-16
Douglas Marshall Results Rnd 2 & Finals teams

Douglas Marshall Round 2 results

Bodmin A	Ave	G/Score	M/Hcap	Beat	Liskeard A	Ave	G/Score	M/Hcap
A Gibbs	95	98	100.300		Mrs A Bunkum	93	93	100.000
A Godden	96	95	99.888		Mrs P Major	95	96	100.100
D Couch	98	99	100.142		R Bunkum	97	95	99.750
B Wilton	95	97	100.200		T Kurn	95	96	100.100
Total			<u>400.530</u>		Total			<u>399.950</u>
Liskeard B	Ave	G/Score	M/Hcap	Beat	Looe A	Ave	G/Score	M/Hcap
J Richards	90	95	100.333		J Martin	91	93	100.142
D Richards	93	94	100.083		N Timperley	96	98	100.222
J Wood	95	96	100.100		P Ivey	96	95	99.888
Miss S Alford	93	95	100.166		S Williams	94	94	100.000
Total			<u>400.682</u>		Total			<u>400.252</u>

Bodmin A & Liskeard B teams are through to the final. All others are eliminated.

DM Match Details - Final.-2015-16 to be shot 6th April at Bodmin from 5.00pm

Liskeard B	Ave	Ave	V	Bodmin A	Ave
J Richards	90	93		A Gibbs	95
D Richards	93	95		A Godden	96
J Wood	95	97		D Couch	98
Miss S Alford	93	95		B Wilton	95